

ALL NEW OPEL CROSSLAND /

Price and Specification Guide | Ireland | July 2022

[FIND OUT MORE](#)



O P E L

CONTENTS

DISCOVER THE ALL-NEW OPEL CROSSLAND.

New bold exterior design. Futuristic new Opel Vizor. Exciting, wider look. More comfort than ever before. Family time just got better. Take time to discover the all-new Opel Crossland... it's a new world at Opel.

Range and prices

In-car technology and entertainment

Colours

Safety and security

Exterior styling and features

Technical Data

Comfort and convenience

Lighting and visibility

Interior styling and features

Trims, colours, wheels and tyres



E&OE July 2022.

The content in this specification and price guide is for information purposes only. Our products are continually updated and changes may be made to the specifications at any time. If you require any specific feature, you must consult your authorised Opel Dealer who is regularly updated with any change in specification. Specifications are subject to change without notice. Images are used for illustrative purposes only. Vehicles illustrated may not necessarily reflect the correct specification. Contact your local Opel dealer for details.

ALL-NEW OPEL CROSSLAND RANGE PRICES

CROSSOVER	Transmission	Fuel Type	CO2 (WLTP)	Tax Band	Annual Road Tax €	RRSP* from €
SC						
1.2 83hp Stop Start	5-speed manual	Petrol	133	B2: 131 - 140	€210	€26,995
1.5 110hp turbo Stop Start	6-speed manual	Diesel	121	B1: 121 - 130	€200	€28,795
SRI						
1.2 83hp Stop Start	5-speed manual	Petrol	135	B2: 131 - 140	€210	€28,495
1.5 110hp turbo Stop Start	6-speed manual	Diesel	120	A6: 111 - 120	€190	€30,295
ELITE						
1.2 83hp Stop Start	5-speed manual	Petrol	135	B2: 131 - 140	€210	€30,095
1.2 130hp turbo Stop Start	6-speed automatic	Petrol	138	B2: 131 - 140	€210	€32,595
1.5 110hp turbo Stop Start	6-speed manual	Diesel	121	B1: 121 - 130	€200	€31,895

*Recommended Retail Selling Price does not include Dealer delivery related charges, metallic paint or tyre recycling levy. RRSP price excludes the recommended cost of Pre-Delivery-Inspection, number plates and delivery to an Opel Dealer. Prices effective July 2022. E&OE 01/07/22. Prices are subject to alteration or change without notice or obligation.

YOUR NEW CROSSLAND IN DETAIL: SAFETY & SECURITY

SAFETY / SECURITY FEATURES	SC	SRI	ELITE
Electronic Stability Programme (ESP) including traction control	•	•	•
Anti-lock braking system (ABS)	•	•	•
Cornering stability control / Electronic Brake Force Distribution	•	•	•
Lane departure warning	•	•	•
Enhanced Traffic Sign Recognition	•	•	•
Hill start assist	•	•	•
Driver / passenger front + side airbags	•	•	•
Deactivation switch for front passenger airbag and side impact airbag in the case of child seat useage	•	•	•
Front and rear curtain airbags	•	•	•
Electronic cruise control with speed limiter	•	•	•
ISOFIX child seat fixings on outer rear seats	•	•	•
Electric child-locking functionality on rear doors	•	•	•
Tyre puncture repair kit	•	•	•
Tyre deflation detection system	•	•	•
Dual restraint seat belt pretensioners: driver, front passenger	•	•	•
3-point rear seat belt restraint system with pre-tensioners	•	•	•
Height-adjustable passive front seat head restraints	•	•	•
Height-adjustable rear seat head restraints	•	•	•
Seat belt warning indicator: driver, passenger, rear passengers	•	•	•
Remote central locking: primary folding key, rigid spare key	•	•	•
Theft Deterrent System: Thatcham compliant	•	•	•

YOUR NEW CROSSLAND IN DETAIL: COMFORT & CONVENIENCE

COMFORT / CONVENIENCE FEATURES	SC	SRI	ELITE
AGR ergonomic driver's seat		•	•
AGR ergonomic driver and front passenger seats			•
Driver's seat 4 way adjustment	•		
Driver's seat: 8-way adjustment		•	•
Driver seat cushion extension with 2-way adjustment		•	•
Driver seat lumbar support: 4-way electric adjustment		•	•
Front passenger seat 2-way adjustment	•	•	
Front passenger seat: 8-way adjustment			•
Passenger seat cushion extension with 2-way adjustment			•
Passenger seat lumbar support: 4-way electric adjustment			•
Winter Pack: heated front seats, heated leather steering wheel			•
Leather, 3-spoke steering wheel	•	•	•
Steering wheel audio / phone / cruise controls	•	•	•
Electric power assisted steering	•	•	•
Telescoping steering column with tilt	•	•	•
Manual air conditioning: includes particle and odour filter	•		
Electronic dual zone (driver / passenger) climate control		•	•
Quick heat defroster system		•	•
Rain sensing front windscreen wipers	•	•	•
Automatic electrochrome anti-dazzle rear view mirror	•	•	•
Automatic lighting control with tunnel detection	•	•	•
Driver and passenger illuminated vanity mirrors	•	•	•
Solar absorbing windscreen	•	•	•
Courtesy rear roof dome lamp with dual reading spots	•	•	•
Ambient white LED cabin lighting		•	•
Electrically operated front and rear windows with anti-pinch and comfort closing	•	•	•
Driver centre armrest		•	•

YOUR NEW CROSSLAND IN DETAIL: INTERIOR FEATURES

INTERIOR FEATURES	SC	SRI	ELITE
Leather, 3-spoke steering wheel	•	•	•
Steering wheel audio / phone / cruise controls	•	•	•
Courtesy rear roof dome lamp with dual reading spots	•	•	•
Ambient white LED cabin lighting		•	•
Front and rear door pockets with bottle holder	•	•	•
Illuminated, cooled glovebox	•	•	•
Front console compartment with two cup holders	•	•	
Upgraded centre console with lidded storage			•
Storage pockets on front seat backs		•	•
Driver and passenger illuminated vanity mirrors	•	•	•
60/40 split folding rear seats	•	•	
Sliding 60/40 split folding rear seats with armrest			•
Load floor compartment flex floor with cargo under floor divider			•
Illuminated load area	•	•	•
Jet black Peanut cloth seat trim	•		
Sparkle cloth + jet black leather-effect seat trim		•	
Jet black leather upholstery			•

YOUR NEW CROSSLAND IN DETAIL: IN-CAR TECHNOLOGY & ENTERTAINMENT

IN-CAR TECHNOLOGY & ENTERTAINMENT	SC	SRI	ELITE
Multimedia system: 7" capacitive touch screen	•	•	•
Apple Car Play™ / Android Auto™	•	•	•
Bluetooth® audio streaming + USB connectivity	•	•	•
FM / AM / DAB radio	•	•	•
3.5" colour instrument display			•
Front 12 volt electrical accessory socket	•	•	•
Rear 12 volt electrical accessory socket			•
Steering wheel mounted infotainment controls	•	•	•
Trip computer	•	•	•
Speedometer; rev counter; vehicle range based on remaining fuel	•	•	•
Six speakers	•	•	•
Short roof radio antenna	•	•	•

YOUR NEW CROSSLAND IN DETAIL: EXTERIOR STYLING & FEATURES

EXTERIOR STYLING & FEATURES	SC	SRI	ELITE
Body colour door handles	•	•	•
Body coloured power folding (manual) and heated door mirrors	•	•	•
Black painted two tone roof; includes A-pillar		•	
Black side glass DLO molding	•	•	•
Chrome-effect side glass DLO molding			•
Solar Protect dark-tinted privacy rear windows: includes rear side and liftgate windows		•	•
Silver SUV-design skid plates (bumper front and rear)		•	•
16" steel wheels	•		
16" alloy wheels		•	•
LED front fog lights		•	•
Black radiator grille with chrome bar	•	•	•
Rear spoiler	•	•	•

YOUR NEW CROSSLAND IN DETAIL: LIGHTING & VISIBILITY

LIGHTING & VISIBILITY	SC	SRI	ELITE
Eco-LED daytime running headlamps	•	•	•
Automatic lighting control (tunnel detection)	•	•	•
LED front fog lights		•	•
Rain-sensitive windscreen wipers	•	•	•
Automatic electrochrome anti-dazzle rear view mirror	•	•	•
Driver and passenger illuminated vanity mirrors	•	•	•
Courtesy rear roof dome lamp with dual reading spots	•	•	•
Ambient white LED cabin lighting		•	•
Park Assist front and rear		•	•
Rear view camera		•	•
Solar Protect dark-tinted privacy rear windows: includes rear side and liftgate windows		•	•
Rear fog lights	•	•	•
Rear reversing light	•	•	•
High level LED centre rear brake light	•	•	•
Hazard warning lights	•	•	•
Lights-on audible warning	•	•	•
Door-to-door illumination	•	•	•
Headlight levelling system: manual	•	•	•
Intermittent rear window wash / wipe	•	•	•

CHOOSE YOUR TRIM*



SC: Jet black Peanut cloth seat trim



Sparkle cloth + jet black leather-effect seat trim



Jet black leather upholstery

INTERIOR FEATURES	SC	SRI	ELITE
Jet black Peanut cloth seat trim	•		
Sparkle cloth + jet black leather-effect seat trim		•	
Jet black leather upholstery			•

CHOOSE YOUR EXTERIOR COLOUR



Hot Red
Premium paint*



Power Orange
Premium paint*



Moonstone Grey
Metallic paint*



Quarz Grey
Metallic paint*



Diamond Black
Metallic paint*






White Jade
Brilliant paint*



Nautic Blue
Standard paint*

E&OE July 2022. Images shown for illustration purposes only. Please discuss colours available with your local Opel Dealer. *Premium, Metallic and Brilliant paint optional at extra cost. Standard paint at no optional extra cost. Due to the limitations of the printing process, the colours reproduced may vary slightly from the actual paint colour and trim material. As a result, they should be used as a guide only. Your Opel dealer has a comprehensive display of paint finishes.

CHOOSE YOUR WHEELS & TYRES

WHEELS	SC	SRI	ELITE
 <p>16" silver steel wheel</p> <ul style="list-style-type: none"> • 195 / 60 R 16 tyres • Emergency tyre inflation kit (in lieu of spare wheel) 	<p>•</p>		
 <p>16" black alloy wheel</p> <ul style="list-style-type: none"> • 195 / 60 R 16 tyres • Emergency tyre inflation kit (in lieu of spare wheel) 		<p>•</p>	
 <p>16" silver alloy wheel</p> <ul style="list-style-type: none"> • 205 / 60 R 16 tyres • Emergency tyre inflation kit (in lieu of spare wheel) 			<p>•</p>

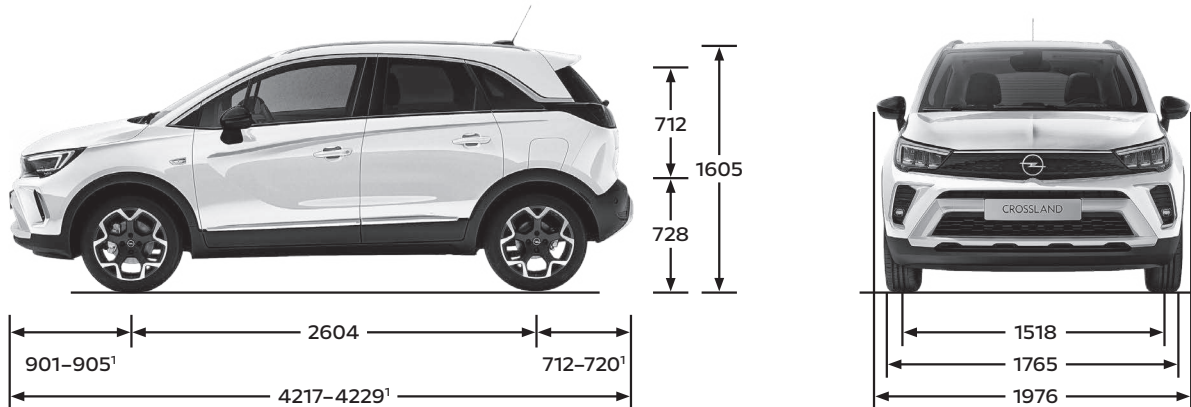
Spare wheel kit available as aftermarket optional extra. Please consult your local Opel Dealer.

ENGINES: PERFORMANCE, FUEL ECONOMY AND EMISSIONS

	1.2 83BHP START STOP	1.2 130BHP TURBO START STOP	1.5 110BHP TURBO START STOP
Capacity	1199cc	1199	1499cc
Maximum power	83bhp (61kW) @ 5750rpm	130bhp (96kW) @ 5500rpm	110bhp (81kW) @ 3500rpm
Maximum torque	118Nm (87 lb.ft.) @ 1750rpm	230Nm (169 lb.ft.) @ 1750rpm	250Nm (184 lb.ft) @ 1750rpm
Configuration	3 cylinders, 4 valves per cylinder, double overhead camshafts	3 cylinders, 4 valves per cylinder, double overhead camshafts	4 cylinders, 4 valves per cylinder, double overhead camshafts
Transmission	5-speed manual	6-speed automatic	6-speed manual
Fuel / induction system	Naturally aspirated with Variable Timing. Multi-point sequential electronic fuel injection.	Turbocharger with Variable Valve Timing (VVT). Direct fuel injection.	Turbocharger. Direct fuel injection
Fuel tank capacity	45 litres	45 litres	45 litres
Emission compliance	EURO 6d (6.3)	EURO 6d (6.3)	EURO 6d (6.3)
Service interval	25,000km or 1-year (whichever occurs soonest)	25,000km or 1-year (whichever occurs soonest)	30,000km or 1-year (whichever occurs soonest)
Steering	Power-assisted steering		
Brakes	• Anti-lock Braking System (ABS) • Switchable Electronic Stability Programme • Electronic Brake Force Distribution (EBFD) • Corner Stability Control • Traction Control • Engine drag torque control • Hydraulic brake assist and boost		
Front brake discs	Front ventilated discs: 266mm diameter	Front ventilated discs: 283mm diameter	Front ventilated discs: 266mm diameter
Rear brake discs	Rear discs: 249mm diameter	Rear discs: 249mm diameter	Rear discs: 249mm diameter
Maximum speed (km/hr)	170	197	185
Acceleration (0 - 100km/hr)	14.0	9.9	11.4
Fuel economy (litres/100km)* Combined low: high	5.9: 6.1	6.1: 6.2	4.6: 4.7
CO2 emissions (g/km)* Combined low: high	134: 137	137: 139	120: 123
WEIGHTS			
Gross Vehicle Weight (KG)	1690	1790	1820

E & OE July 2022. *Fuel consumption figures are determined according to the WLTP test cycle. The fuel consumption you achieve under real life driving conditions and CO2 produced will depend upon a number of factors, including the accessories fitted after registration, variations in driving styles, weather conditions and vehicle load. Only compare fuel consumption and CO2 with other vehicles tested using the same technical procedures. For more information contact your local Opel Dealer. All diesel models feature BlueInjection. Vehicles with BlueInjection technology will need regular AdBlue® top-ups also between servicing requirements. An indicator integrated into the on-board computer will warn you when you need to top up. More information see www.opel.ie/adblue. In accordance with regulations R (EC) No. 715/2007 and R (EC) No. 692/2008 (in the versions respectively applicable).

DIMENSIONS AND CAPACITIES



¹Maximum dimension for 'up-level' trim.



EXTERIOR DIMENSIONS (mm)	
Maximum length	4217 - 4229
Front overhang	901 - 905
Rear overhang	712 - 720
Maximum height	1605
Maximum width (inc door mirrors open)	1975
Maximum width (door mirrors folded)	1765
LOADSPACE DIMENSIONS (mm)	
Maximum length (behind rear seats)	793
Maximum length (rear seats folded)	1483
Maximum width	1000
Width between wheel arches	947
Maximum height	894
LUGGAGE CAPACITIES (litres)	
Rear seats up (under luggage compartment cover)	410
Rear seats up with optional sliding rear seats in forward-most position	520
Rear seats folded (to roof)	1255



O P E L