

OPEL CORSA & CORSA-e /

Price and Specification Guide | Ireland | November 2022

[FIND OUT MORE](#)



O P E L

Customer Notice:

Dear customer,

The enclosed Price and Equipment Guide reflects Irish pricing and specification in normal circumstances.

Please be advised however, Opel is impacted by temporary challenges in the global supply chain, including certain component shortages. Unfortunately, in the first instance, this means some customers may experience significant delays to delivery.

In the second instance, due to the present production challenges, some options for models across the Opel range are unavailable until further notice. Furthermore, Opel may temporarily offer vehicles with substituted equipment or features in place of standard equipment, or may suspend features temporarily.

These are measures taken to secure production of vehicles for customers.

As information becomes available from our manufacturer and working with our partners in the Opel Dealer

Network in Ireland, Opel Ireland will endeavour to keep customers up to date regarding the order status and equipment featured on their new vehicles.

CONTENTS

DISCOVER THE ALL-NEW CORSA, AUTOBEST BEST BUY CAR OF EUROPE 2020. THE FUTURE-READY GERMAN CITY-CAR, BLENDING EVERYDAY DRIVING FUN WITH EXCITING, BIG CAR TECHNOLOGY. NOW AVAILABLE IN A ZERO-EMISSIONS 100% ELECTRIC VERSION.

Range and prices

In-car technology and entertainment

Colours

Safety and security

Exterior styling and features

Technical Data

Comfort and convenience

Lighting and visibility

Interior styling and features

Trims, colours, wheels and tyres



E&OE November 2022.

The content in this specification and price guide is for information purposes only. Our products are continually updated and changes may be made to the specifications at any time. If you require any specific feature, you must consult your authorised Opel Dealer who is regularly updated with any change in specification. Specifications are subject to change without notice. Images are used for illustrative purposes only. Vehicles illustrated may not necessarily reflect the correct specification. Contact your local Opel dealer for details.

ALL NEW CORSA & CORSA-e RANGE PRICES*

| Trim | Fuel Type | Transmission | CO2 (WLTP) | Tax Band | Road Tax | RRSP* from € |
|----------------------|-----------|-------------------|------------|---------------|----------|--------------|
| SC | | | | | | |
| 1.2 75hp Stop Start | Petrol | 5-speed manual | 120 | A6: 111 - 120 | €190 | €22,995 |
| SRI | | | | | | |
| 1.2 75hp Stop Start | Petrol | 5-speed manual | 120 | A6: 111 - 120 | €190 | €24,995 |
| 1.2 100hp Stop Start | Petrol | 8-speed automatic | 121 | B1: 121 - 130 | €200 | €27,995 |
| ELITE | | | | | | |
| 1.2 100hp Stop Start | Petrol | 6-speed manual | 121 | B1: 121 - 130 | €200 | €27,995 |
| 1.2 100hp Stop Start | Petrol | 8-speed automatic | 123 | B1: 121 - 130 | €200 | €30,995 |
| EV 136hp (50 kWh) | Electric | Automatic | 0 | A: 0 | €120 | €38,695* ** |

*Recommended Retail Selling Price does not include Dealer delivery related charges, metallic paint or tyre recycling levy. RRSP price excludes the recommended cost of Pre-Delivery-Inspection, number plates and delivery to an Opel Dealer. **Inclusive of SEAI grant and VRT rebate. Prices effective November 2022. E&OE 01/11/2022. Prices are subject to alteration or change without notice or obligation.

YOUR NEW CORSA IN DETAIL: SAFETY & SECURITY

| SAFETY / SECURITY FEATURES | SC | SRI | ELITE | ELITE (EV) |
|--|------------------|-----|-------|------------|
| ABS / Electronic Stability Programme (ESP) / Electronic Braking Distribution (EBD) | • | • | • | • |
| Driver / passenger front and side airbags | • | • | • | • |
| Passenger airbag deactivation switch (in glove box) | • | • | • | • |
| Cruise control with speed limiter: steering wheel mounted | • | • | • | • |
| Active Lane Keep Assist | • | • | • | • |
| Collision avoidance and mitigation sensor: low speed | • | • | • | • |
| Forward collision alert | • | • | • | • |
| Pedestrian detection alert | • | • | • | • |
| Automatic speed limiter | • | • | • | • |
| Enhanced traffic sign recognition | • | • | • | • |
| Driver attention alert system | • | • | • | • |
| Side blind spot alert with side distance alert | | • | • | • |
| Remote central locking (includes fuel filler flap): two folding keys | • | • | • | • |
| Keyless entry & start | | | • | • |
| Alarm | | | | • |
| Body security pack | • | • | • | • |
| Hill start assist | • | • | • | • |
| Hill start assist with electric parking brake | AUTO MODELS ONLY | | • | • |
| ISOFIX child seat fixings on outer rear seats | • | • | • | • |
| Front passenger seat child seat restraint provision | | • | • | • |
| Electrical child-locking functionality on rear doors | • | • | • | • |
| Tyre deflation detection system | • | • | • | • |
| Tyre repair kit: provision for spare wheel | • | • | • | • |
| Seat belt reminder (front and rear) | • | • | • | • |
| Driver and passenger 2-way adjustment head restraints | • | • | • | • |

YOUR NEW CORSA IN DETAIL: COMFORT & CONVENIENCE

| COMFORT & CONVENIENCE FEATURES | SC | SRI | ELITE | ELITE (EV) |
|--|----|-----|-------|------------|
| Electric power-assisted steering | • | • | • | • |
| Steering colum adjustable for reach / rake | • | • | • | • |
| Steering wheel audio / phone / cruise controls | • | • | • | • |
| Manual air conditioning | • | • | | |
| Electronic climate control: single zone | | | • | • |
| Insulation accoustic package | • | • | • | • |
| Rear legroom heater | • | • | • | • |
| Pre-heating functionality (EV versions) | | | | • |
| Quick heat electric heater (EV versions) | | | | • |
| Heated front seats | | • | • | • |
| Cup holders: front | • | • | • | • |
| Flat-bottomed artificial leather covered steering wheel | • | • | • | • |
| Electrically operated front windows | • | • | • | • |
| Electrically operated rear windows | | • | • | • |
| Electrically adjustable, manual folding, heated door mirrors | • | | | |
| Electrically adjustable, power folding, heated door mirrors | | • | • | • |
| Manual 6-way driver's seat adjustment: fore/aft, up/down with reclining seat back | • | • | • | • |
| Driver and front passenger comfort seats | • | • | • | • |
| Driver and front passenger dynamic seats | | | | |
| Manual front passenger seat 4-way adjustment: fore/aft with reclining seat back | • | | | |
| Manual front passenger seat 6-way adjustment: fore/aft, up/down with reclining seat back | | • | • | • |

YOUR NEW CORSA IN DETAIL: INTERIOR FEATURES

| INTERIOR FEATURES | SC | SRI | ELITE | ELITE (EV) |
|--|----|-----|-------|------------|
| Driver and front passenger sunvisors with vanity mirror | • | • | • | • |
| Uplevel middle console: front center armrest with hidden storage, 2 cupholders front | | • | • | • |
| Driver and passenger seat back pockets | | | • | • |
| 60/40 split folding rear seat back | • | • | • | • |
| Fresez Marvel black fabric seat trim | • | | | |
| Design & Tech Marvel black seat trim | | • | | |
| Banda Marvel black fabric seat trim | | | | |
| Imagination, Captain Blue / Mistral black leather effect seat trim | | | • | • |
| Illuminated load compartment | • | • | • | • |
| Illuminated load compartment | • | • | • | • |

YOUR NEW CORSA IN DETAIL: IN-CAR TECHNOLOGY

| IN-CAR TECHNOLOGY & ENTERTAINMENT FEATURES | SC | SRI | ELITE | ELITE (EV) |
|--|----|-----|-------|------------|
| Trip computer | • | • | • | • |
| Speedometer and rev counter | • | • | • | • |
| AM / FM / DAB digital radio | • | • | • | • |
| 7" colour touchscreen with MirrorLink: Apple Car Play™ / Android Auto™ | • | • | | |
| 10" colour touchscreen with navigation + HD graphics + MirrorLink: Apple Car Play™ / Android Auto™ | | | • | • |
| 3.5" digital driver information cluster: colour | • | | | |
| 7" digital driver information cluster: multi-colour | | • | • | • |
| Bluetooth® audio streaming | • | • | • | • |
| USB audio connection: frt console | • | • | • | • |
| 12V power outlet | • | • | • | • |
| Six speakers | • | • | • | • |

YOUR NEW CORSA IN DETAIL: EXTERIOR STYLING

| EXTERIOR STYLING FEATURES | SC | SRI | ELITE | ELITE (EV) |
|---|---------------------------|-----|-------|------------|
| Body colour door handles | • | • | • | • |
| Black side window mouldings | • | • | | • |
| Black side window mouldings with stainless steel DLO belt | | | • | • |
| Black grained front grille finish | | • | • | • |
| Body-colour front and rear bumpers | • | • | • | • |
| Sports front and rear bumper | | | | |
| High gloss black B-pillars | | • | • | • |
| Black painted roof and A-pillars | | • | • | • |
| Corso-e badging on window side and bonnet | | | | • |
| 16" silver 8-spoke silver alloy wheels | • | | | |
| 16" gloss black 4-double spoke alloy wheels | | • | | |
| 17" diamond-cut gloss black 5-double spoke alloy wheels | | | • | |
| 17" bi-colour silver and gloss black 5-spoke alloy wheels | | | | • |
| Integrated rear roof spoiler | AUTOMATIC ICE MODELS ONLY | | | |
| Short rod roof antenna | • | • | • | • |


YOUR NEW CORSA IN DETAIL: LIGHTING & VISIBILITY

| LIGHTING & VISIBILITY FEATURES | SC | SRI | ELITE | ELITE (EV) |
|---|----|-----|-------|------------|
| Eco LED headlamps | • | • | • | • |
| LED daytime running lamps | • | • | • | • |
| Rear fog lights | • | • | • | • |
| LED uplevel tail lamp | | | | |
| LED front fog lights | | • | • | • |
| Manually adjustable headlight level control | • | • | • | • |
| Automatic headlamp control | • | • | • | • |
| High beam assist | • | • | • | • |
| Solar heat absorbing windscreen, windows and tailgate | • | • | • | • |
| Privacy tinted rear side and tailgate windows | | • | • | • |
| Front single dome lamp with dual reading lamps | • | • | • | • |
| Interior ambient LED lighting | | • | • | • |
| Rear windscreen wipers with intermittent wipe | | • | • | • |
| Rain-sensitive windscreen wipers | | • | • | • |
| Tiltable rear view mirror (day / night folder) | • | | | |
| Electrochrome anti-dazzle rear view mirror | | • | • | • |
| Rear parking distance sensors | | • | • | • |
| Front and rear parking distance sensors | | • | • | • |
| Panoramic rear view camera (1800) | | • | • | • |

CHOOSE YOUR TRIM



Fabric seats in Fresez Marvel Black with inner and outer bolsters and dark stitching.



Fabric seats in Banda Marvel Black with inner and outer bolsters and red stitching.



Fabric seats in Captain Blue with inner bolsters and premium leather effect outer bolsters in Mistral Black.

| INTERIOR FEATURES | SC | SRI | ELITE | ELITE (EV) |
|---|----|-----|-------|------------|
| Fresez Marvel black seat trim | • | • | | |
| Design & Tech Marvel black seat trim | | • | | |
| Banda Marvel black seat trim | | | | |
| Imagination, Captain Blue seat trim with Mistral Black leather-effect surrounds | | | • | • |

CHOOSE YOUR EXTERIOR COLOUR*

Summit White (G20)**
Brilliant paint



Quartz Grey (G4i)**
Two-coat metallic paint



Voltaic Blue (G6L)** (Corsa-e only)
Two-coat metallic paint



Diamond Black (G7o)** ***
Two-coat metallic paint



Power Orange (GPQ)** (Corsa-e only)
Two-coat premium paint







Hot Red (G1R)**
Two-coat premium paint



E & OE November 2022. *Images shown for illustration purposes only. Please discuss colours available with your local Opel Dealer. **Premium, Metallic and Brilliant paint optional at extra cost. Due to the limitations of the printing process, the colours reproduced may vary slightly from the actual paint colour and trim material. As a result, they should be used as a guide only. Your Opel dealer has a comprehensive display of paint finishes. *** Not available with black painted roof.

CHOOSE YOUR WHEELS AND TYRES

| | | SC | SRI | ELITE | ELITE (EV) |
|---|---|----|-----|-------|------------|
|  | <p>16-inch silver 8 spoke alloy wheels 195/55 R 16 tyres Emergency tyre inflation kit (in lieu of spare wheel).</p> | • | | | |
|  | <p>16-inch gloss black 4 double spoke alloy wheels 195/55 R 16 tyres Emergency tyre inflation kit (in lieu of spare wheel).</p> | | • | | |
|  | <p>17-inch diamond-cut gloss black 5 double spoke alloy wheels 205/45 R 17 tyres. Emergency tyre inflation kit (in lieu of spare wheel).</p> | | | • | |
|  | <p>17-inch bi-colour silver and gloss black 5-spoke alloy wheels 205/45 R 17 tyres Emergency tyre inflation kit (in lieu of spare wheel).</p> | | | | • |

Spare wheel kit available as aftermarket optional extra. Please consult your local Opel Dealer.

ENGINES: PERFORMANCE, FUEL ECONOMY AND EMISSIONS

PETROL ENGINES

| | 1.2 75HP START STOP | 1.2 100HP TURBO START STOP | 1.2 100HP TURBO START STOP |
|--|--|---|-----------------------------|
| Capacity | 1199cc | 1199cc | 1199cc |
| Maximum power | 75hp (55kW) @ 5750rpm | 100hp (74kW) @ 5500rpm | 100hp (74kW) @ 5500rpm |
| Maximum torque | 118Nm (87 lb.ft.) @ 2750rpm | 205Nm (151 lb.ft) @ 1750rpm | 205Nm (151 lb.ft) @ 1750rpm |
| Configuration | 3 cylinders, 4 valves per cylinder, double overhead camshafts | | |
| Transmission | 5-speed manual | 6-speed manual | 8-speed automatic |
| Fuel / induction system | Naturally aspirated with Variable Timing. Multi-point sequential fuel injection. | Turbocharger. Multi-point sequential fuel injection | |
| Fuel tank capacity | 40 litres | 44 litres | |
| Emission compliance | EURO 6d | EURO 6d | EURO 6d |
| Service interval | 20,000km or 1-year (whichever occurs soonest) | | |
| Steering | Speed-sensitive power-assisted steering | | |
| Brakes and discs | • Anti-lock Braking System (ABS) • Electronic Brake Force Distribution (EBFD) • Emergency Brake Assist • Cornering Brake Control • Straight Line Stability Control | | |
| | Front ventilated discs: 356mm diameter | Front ventilated discs: 381mm diameter | |
| | Rear drums: 203mm diameter | Rear discs: 356mm diameter | |
| Maximum speed (km/hr) | 174 | 194 | |
| Acceleration (0 - 100km/hr) | 12.4 | 9.3 | 10.2 |
| Fuel economy (litres/100km)* Combined low | 5.3 | 5.4 | 5.8 |
| Fuel economy (litres/100km)* Combined high | 5.9 | 5.9 | 6.2 |
| CO2 emissions (g/km)* Combined low | 118 | 117 | 121 |
| CO2 emissions (g/km)* Combined high | 133 | 134 | 140 |
| Gross vehicle weight (KG) | 1550 | 1620 | 1645 |

E & OE November 2022. *Fuel consumption figures are determined according to the WLTP test cycle. The fuel consumption you achieve under real life driving conditions and CO2 produced will depend upon a number of factors, including the accessories fitted after registration, variations in driving styles, weather conditions and vehicle load. Only compare fuel consumption and CO2 with other vehicles tested using the same technical procedures. For more information contact your local Opel Dealer.

CORSA-e: 100% ELECTRIC

DRIVE TRAIN

The electric motor of the Corsa-e has the following properties:

| | CORSA-e |
|---------------------------------|--------------------------------------|
| Power kW/bhp | 100/136 |
| Torque peak Nm | 260 |
| Acceleration 0 - 50km/h (secs) | 2.8 |
| Acceleration 0 - 100km/h (secs) | 8.1 |
| Maximum speed km/hr | 150 |
| Transmission | All-electric single-speed drive unit |

BATTERY

The battery is integrated into the chassis of the Corsa-e and sits below the front and rear seat rows in order to ensure a maximum amount of boot space. The battery pack is protected by special crash guards and is housed in a secure and fireproof encasing that is additionally cooled. It has the following properties:

| | CORSA-e |
|---|---|
| Battery energy kWh | 50 |
| Voltage range V | 300 - 450 |
| Battery pack construction | 216 cells (125 Ah): 18 modules, 12 cells per module |
| Battery thermal management | Glycol water colling |
| Method of high-voltage service disconnect | E-service plug |
| Electric range combined ltrs / km (WLTP)* | 329 - 337 |
| Battery warranty | 8 years / 160,000km / 70% capacity |
| TIME TO CHARGE (hrs) | |
| - AC charging (0-100 %): cable Mode 2 | ~17 - 30 |
| - AC charging (0-100 %): cable Mode 3 | ~5,15 - 7,3 |
| - DC charging (0-80 %): 100 kW | 0.5 |

E & OE November 2022. *Energy consumption Corsa-e (combined) 16,8-16,5 kWh/100 km, CO2 emission 0 g/km, range (combined) 329 km to 337 km (depending on equipped options). The range and electric consumption figures mentioned comply with the WLTP test procedure, on the basis of which new vehicles are typeapproved from 1 September 2018. They may vary depending on actual conditions of use and on different factors such as: speed, thermal comfort on board of the vehicle, driving style and outside temperature. The charging time depends in particular on the power of the charger on board of the vehicle, the charging cable and the type and power of the charging station used. Please contact your dealer for further information. For more information see opel.ie.

EV CLUSTER DESIGN

The Corsa-e is filled with easy-to-understand vehicle data monitors that provide the driver with the best possible overview in order to easily achieve efficiency and ensure maximum range. The new Corsa-e incorporates a specific cluster that displays everything a driver of an electric vehicle needs for a holistic overview.

ELECTRIC VEHICLE GAUGE

- The energy usage zone displays how much of the energy is currently being used up. The higher the value, the more energy is being used. The highlighted 'ECO' field gives drivers a visual guide and target to help maximize the efficiency and range.
- The charge zone indicates that the battery is being partially charged by the energy recovery system.
- speedometer
- The battery charge displays the overall charge of the battery.
- The onboard computer in addition to the regular information on speed, range and other data, displays EV-specific information for a better overview.

REGENERATIVE SYSTEM

The regenerative system enables the passive recovery of energy when in motion. The energy created by the resistance of the brakes against the drivetrain is utilised through the regenerative system and converted into DC voltage to partially recharge the battery.

The flow display shows the driver how much of the battery has been used up and how and when it is being charged from the regenerative braking system.

Green: highlights the battery and the state of charge.

Blue: highlights the influence of the regenerative braking system

CHARGE

The charge pages display an image of the charge port with the corresponding LED charge status indication lights. Besides displaying the charge status, the menu allows the driver to choose from the following:

Immediate charging: The standard setting immediately starts charging as soon as the vehicle is docked for charging.

Delayed charging: This is especially useful for when cheaper electric rates are desired, i.e. charging at night.

This can be done by entering a charging starting time. The programme memorises the setting preventing the customer from having to enter it on a daily basis.

Note: After selecting the delayed charging mode, the push button of the charging flap needs to be pressed to confirm the choice. The charging options can also be controlled via the myOpel app.

CHARGING FLAP

The charging flap also acts as a user interface and with its coloured LED lights signals the charging status.

White: welcome light that helps to light up the area, especially useful in dark conditions. Flashing green:

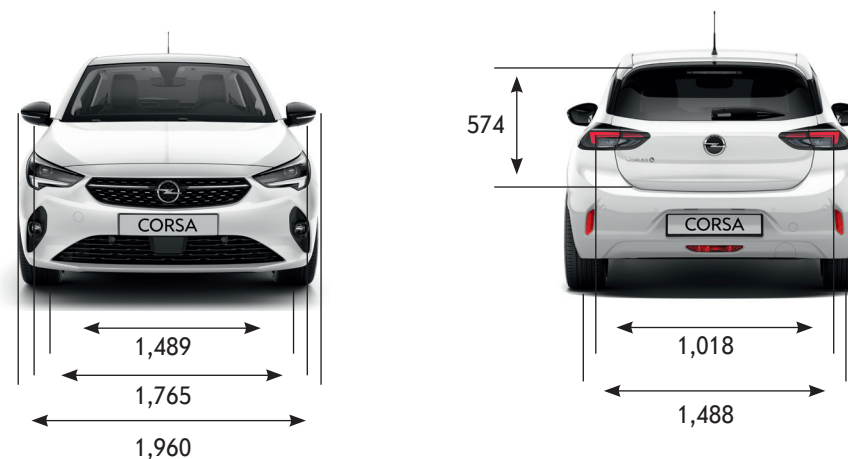
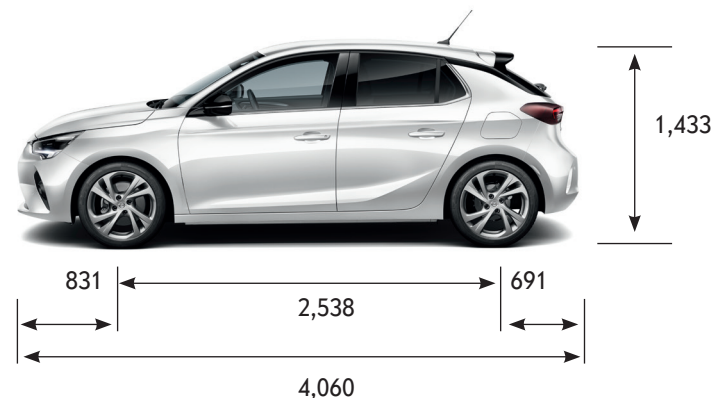
charging in progress. Solid green: charging complete. Solid blue: delayed charging toggled; changes to

flashing green when charging commences and solid green when charging is complete. Solid red: malfunction.

Additionally, the charging flap also includes the following: Delayed charging activation: a push button which is used to confirm the activation. Padlock LED: the padlock lights when the cable is correctly plugged in and locked.

DIMENSIONS AND CAPACITIES

| EXTERIOR DIMENSIONS mm | CORSA / CORSA-e |
|--|-----------------|
| Vehicle length | 4,060 |
| Wheelbase | 2,538 |
| Overhang (front / rear) | 831 / 691 |
| Vehicle height | 1,433 |
| Tread width front | 1,489 |
| Tread width rear | 1,488 |
| Vehicle width (mirrors included) | 1,960 |
| Vehicle width (mirrors folded) | 1,765 |
| Maximum rear boot opening width | 867 |
| Maximum rear boot opening height | 574 |
| INTERIOR DIMENSIONS mm | CORSA / CORSA-e |
| Compartment length (1st / 2nd row) | 885 / 1,697 |
| Load floor width between wheel arches | 1,018 |
| Seat height (front / rear) | 262 |
| Shoulder room (front / rear) | 1,360 / 1,324 |
| Elbow room (front / rear) | 1,382 / 1,344 |
| Effective head room (front) | 885 |
| Effective head room (front with sunroof) | 877 |
| Effective head room (rear) | 857 |
| Effective head room (rear with sunroof) | 857 |
| LUGGAGE COMPARTMENT lts | CORSA / CORSA-e |
| Boot volume minimum | 309 |
| Boot volum maximum | 1,118 |





O P E L