

THE SUZUKI

# VITARA



RANGE BROCHURE



# Hi!

**INNOVATIVE, RELIABLE, FUN, WITH FORWARD THINKING TECH AND POWERFUL PERFORMANCE AT THEIR HEART. SIMPLY PUT, THE BEST DRIVE AROUND. SINCE 1955, WE'VE KEPT OUR EYES ON THE ROAD TO BUILD CARS THAT WOW.**

From great value, fun to drive small cars to capable SUVs with ALLGRIP 4-wheel drive\*, the Suzuki range has got you covered. We offer various types of hybrid technologies as standard across our range, from mild hybrid to plug-in hybrid. Whichever model you choose, the fun Suzuki personality shines through, so when you're behind the wheel of a Suzuki, you're in a happy place.

At Suzuki, we know car ownership isn't just about the car. That's why we're proud to have a brilliant network of dealers who excel in customer satisfaction and will be with you every step of the way.

Test drive a Suzuki and experience our impressive blend of performance, dependability and safety features. Make your drive one to remember.



\*Available as an optional extra on selected models.



**Vitara**



**S-Cross**



**Swace**



**Swift**



**Ignis**



**WORK**

**MEET**

**PLAY**

**DESIGNED FOR TOUGH CONDITIONS, BUT PERFECT FOR YOUR SUPERMARKET SHOPS, THE VITARA COMBINES PRACTICALITY, STYLE AND CAPABILITY FOR A SMOOTH RIDE.**

The Vitara has all the strong SUV styling you want and the practicalities you need for a comfortable and relaxing drive.

Vitara has Hybrid technologies across the range, making every journey more efficient† - and more enjoyable.

Inside, there's plenty of room for shopping bags, suitcases, and all of life's don't-leave-home-without-its. But on the outside, it's more compact than your average SUV and with a lighter body, it's easy to drive around town. All this makes it a powerful contender if you want a car for a weekend getaway or even for the school run. And you'll be turning heads with one of our stunning personalisation accessory packs.

It works hard, and plays harder. Combined with our ALLGRIP 4-wheel Drive technology\*, you've got yourself a car that's ready for any drive. And as you open the panoramic sunroof\*, your passengers will be catching epic views as you cruise.

If balancing work and play is your superpower, this is the car for you.

†Compared to the previous equivalent petrol Vitara without hybrid and using the official WLTP combined fuel consumption and CO<sub>2</sub> emissions figures.  
\*Available on selected model variants only.

# HELLO, HYBRID



**AT SUZUKI, WE'RE ALWAYS INNOVATING. WE'RE ALWAYS LOOKING FOR WAYS TO MAKE YOUR DRIVE ONE TO REMEMBER.**

Vitara is available with either Mild or Full Hybrid technology. Our Mild Hybrid system provides battery assistance, meaning a small electric motor supports the petrol engine when it needs it most, such as during acceleration or going up a hill. The Full Hybrid powertrain provides dual power, switching between the petrol engine and electric motor or using a combination of both to drive the wheels. Whatever your choice, you'll get lower CO<sub>2</sub> emissions<sup>†</sup>, better fuel economy<sup>†</sup> and a brilliant driving experience.



<sup>†</sup>Compared to the previous equivalent petrol Vitara without hybrid and using the official WLTP combined fuel consumption and CO<sub>2</sub> emissions figures.

# BREATHTAKING

# GOOD LOOKS

**AT SUZUKI, WE DON'T DO BORING. WE DO THRILLING.**

We do exciting. We do cars that look as good as they drive. And as you can see, the Vitara really is a showstopper. With its strong SUV-style looks, the Vitara's got the edge to turn heads in the city and the capability to stand its ground on rugged landscapes.

Plus, you can customise your Vitara further with one of our premium accessory design packs\*. Will you go Urban, and add a few choice accents? Rugged, for a little more terrain appeal? Or will you go for another look? Whichever you choose, your new Vitara is all about you.

**Go on, show off your style.**

\*Available as a dealer fitted accessory option at additional cost



Matte black upper grille fin set and upper grille accent line\*



Misti 17" alloy wheel with satin black finish\*



Front Skid Plate and Front Bumper Centre Trim\*

# POWERED

# TO

# PERFORM



## GREAT PERFORMANCE, BUILT FOR EFFICIENCY.

The reason? Our powerful petrol engine range offers responsive driving performance, and the choice of either Mild or Full Hybrid technology helps to achieve better fuel efficiency and lower emissions<sup>†</sup> whilst also contributing to engine responsiveness.

Combine all this with a lightweight body and you've got an efficient, responsive and agile driving experience all wrapped up in one stylish package.

## TAKE IT ON WITH ALLGRIP

WE WANT YOUR VITARA TO TAKE YOU WHEREVER YOU WANT TO GO.

That's why we've developed our unique ALLGRIP 4-wheel Drive system\*. This relatively lightweight system lets you truly take control of the road and has your back – no matter the driving conditions. Use 2-wheel Drive (2WD) during normal driving for maximum efficiency, or the 4-wheel Drive (4WD) system when you need to adapt to conditions such as rain, snow or rough terrain.

So the only limitation you have when you're driving the Vitara is your own imagination.

Suzuki ALLGRIP 4-wheel Drive\*

Mode	Visual Description	Temperature	Range
AUTO MODE	City street driving	23°C	190.9 km / 1920 km
SPORT MODE	Mountain road driving	23°C	190.9 km / 1920 km
SNOW MODE	Snowy mountain road driving	23°C	190.9 km / 1920 km
LOCK MODE	Deep snow/mud driving	23°C	190.9 km / 1920 km

**AUTO MODE**  
This prioritises front-wheel drive for optimum fuel efficiency in everyday conditions, switching to 4WD if wheelspin is detected.

**SPORT MODE**  
Actively engages 4WD, based on accelerator inputs, to make driving more responsive along country lanes.

**SNOW MODE**  
Your answer to snow, ice, rain and mud – giving crucial traction and stability when the conditions demand it.

**LOCK MODE**  
This engages permanent 4WD to help you drive out of deep snow or mud.

<sup>†</sup>Compared to the previous equivalent petrol Vitara without hybrid and using the official WLTP combined fuel consumption and CO<sub>2</sub> emissions figures.

\*ALLGRIP 4-wheel Drive system is available as an option on selected model variants only.

# IN SAFE HANDS

**WE WANT YOU TO FEEL COMFORTABLE, CONFIDENT AND, ABOVE ALL, SAFE BEHIND THE WHEEL.**

Which is why your Vitara comes equipped with a range of safety technology, including systems for collision mitigation (Dual Sensor Brake Support), Blind spot awareness (Blind Spot Monitor, Rear cross traffic alert) and driver assistance (Traffic Sign Recognition,

Lane Departure Warning and Prevention). Our ALLGRIP 4-wheel Drive system\*, coupled with a high ground clearance, gives you the tools to tackle a variety of different conditions. So when it comes to keeping you safer on the road, the Vitara has you covered.

\*ALLGRIP 4-wheel Drive system is available on selected model variants only.  
ESP® is a registered trademark of Daimler AG.

## SUZUKI SAFETY SUPPORT\*

The Vitara features Suzuki's advanced forward detection system which uses the combination of a monocular camera and a laser attached to the windscreen. Combining a monocular camera, which excels at mid-to-long distance detection and recognition of such traffic elements as pedestrians and lane markers, and a laser sensor, which excels at short-distance and night-time detection, can achieve superb safety.

## DUAL SENSOR BRAKE SUPPORT\*

When moving, the Vitara uses two sensors – a monocular camera and a laser sensor – to determine if there is a risk of collision with a forward vehicle or pedestrian. Upon detecting a potential collision, the vehicle acts in one of the following three ways, depending on the situation.

### 1. Warning



Alerts the driver with an audio warning and visual warning

### 2. Brake assist



Deploys brake assist to increase braking force if the risk of collision is high and the driver panic brakes

### 3. Automatic brake



Applies strong automatic braking if the risk of collision increases even more

## BLIND SPOT MONITOR\*

Lane changing at speeds above 10mph (UK) / 15km/h (ROI) is made safer by two rear-mounted side radar sensors capable of detecting vehicles located in or approaching the rear blind spots on either side of the vehicle. When a vehicle is approaching or detected in a rear blind spot, a warning LED icon is illuminated in the relevant exterior mirror. If the driver indicates to change lanes, a flashing LED icon is accompanied by a warning sound alert.



## LANE DEPARTURE WARNING

At 37mph (UK) / 60km/h (ROI) or faster, the lane departure warning function is designed to predict the path of the vehicle and issue visual (display and indicator) and tactile (vibrating steering wheel) warnings to the driver.



## REAR CROSS TRAFFIC ALERT\*

At speeds of up to 5mph (UK) / 8km/h (ROI) in reverse, the Vitara uses two rear mounted radar sensors to alert the driver of vehicles approaching on either side. It's perfect for reversing out of car parking spaces, especially where vision may be obscured. If a vehicle is detected, you'll get a visual and audio warning. We're big on safety.

## LANE DEPARTURE PREVENTION

At speeds between (where permitted) 37mph and 100mph (UK) / 60 and 160km/h (ROI), the lane is recognised via a monocular camera incorporated into the windshield design. When interpreting that lane departure is likely to occur, without the driver using a turn signal, the car automatically assists the driver in returning the vehicle back into its lane by controlling the steering via the electric power steering system.

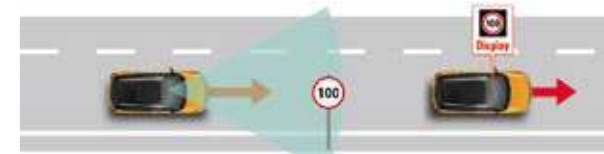
## WEAVING ALERT

At 37mph (UK) / 60km/h (ROI) or faster, the weaving alert is designed to calculate the driving pattern and issue audio and visual warnings if the vehicle is 'straying' due to driver drowsiness, etc.



## TRAFFIC SIGN RECOGNITION

This system uses the monocular camera to monitor the road for traffic signs. When it detects road signs such as speed limits or no passing zones, it displays the sign on the centre display to help remind the driver which road signs the car has passed. When multiple signs are detected, a maximum of three signs can be displayed at once.



Detect before passing traffic signs      Display after passing traffic signs

\*There is a limit to the ability of a monocular camera and laser sensor to detect obstacles, lanes and traffic signs. Please do not rely on this system alone to ensure safety. Always drive safely.

# EVERYTHING YOU NEED

**IF YOU'RE INTO TECH AND SPEC, THEN YOU'RE GOING TO LOVE WHAT THE VITARA HAS TO OFFER.**

It comes equipped with the latest technology to help make your journey more exciting, including a DAB digital radio, hands-free Bluetooth® connection and Adaptive Cruise Control as standard.

Plus, with voice-controlled audio and navigation\*, Apple CarPlay®\* and Android Auto™, you'll feel more in control of the drive, every minute, every mile.



\*Available on SZ5 models only.

Bluetooth® is a registered trademark owned by Bluetooth SIG, Inc. Apple, Apple CarPlay and iPhone are all trademarks of Apple Inc. Registered in the U.S. and other countries. Android and Android Auto are trademarks of Google LLC.



# ARE YOU SITTING COMFORTABLY?

**IF YOU'RE LOOKING FOR COMFORT, PRACTICALITY AND SPACE, THE VITARA HAS PLENTY.**

Whatever the weather, whatever the adventure, the Vitara lets you and your passengers ride in total comfort. There are lots of practical features to make the most of - from climate control air conditioning as standard and a panoramic sunroof\*, to leather and suede seats\*.

The Vitara is roomy too. It boasts an impressive 375 litres of boot space, so if you're looking to do the weekly shop or packing for a weekend adventure away, you can maximise the space for every journey. Its five spacious seats are matched with lots of legroom, and a high driving position gives you enhanced visibility behind the wheel, helping you feel confident on every journey.

\*Available on SZ5 models only.



# CHOOSE YOUR

# VITARA

With its bold SUV design and rugged capabilities, the Suzuki Vitara has what it takes to turn heads in the city and stand its ground in rugged conditions. With three models in the range to choose from, here's your chance to find the right Vitara for you.



If the SZ-T is the one for you, you get all of this as standard:

- LED projector headlights (low & high beam)
- Dual Sensor Brake Support
- Lane Departure Warning
- Lane Departure Prevention
- Rear Cross Traffic Alert
- Traffic Sign Recognition
- Blind Spot Monitor
- Adaptive Cruise Control
- Chrome front grille
- Silver roof rails
- 17" alloy wheels
- Front and rear fog lamps
- Automatic air conditioning
- Smartphone link with Android Auto™ and Apple CarPlay®
- Bluetooth connectivity
- DAB Digital Radio

## SZ-T



## SZ5

Or if you're after even more tech and spec, how about our SZ5:

- 17" polished alloy wheels
- Panoramic sunroof
- Suede seat fabric
- Satellite navigation
- Keyless entry with start button
- Front & rear parking sensors
- Electric folding door mirrors with built-in indicator

# STAND OUT IN COLOUR



HERE'S YOUR CHANCE  
TO ADD A LITTLE COLOUR  
TO YOUR WORLD.

The Vitara comes with a stylish range  
of single and dual-tone colour options  
to choose from. So take a look and  
find the shade that defines you.



Cosmic Black Pearl Metallic



Atlantis Turquoise Pearl Metallic



Silky Silver Metallic

## Single tone colours




White



Silky Silver Metallic



Galactic Grey Metallic



Cosmic Black Pearl  
Metallic




Atlantis Turquoise  
Pearl Metallic


## Dual-tone colours



Solar Yellow Pearl  
Metallic with Cosmic  
Black Pearl Metallic roof




Ice Greyish Blue Metallic  
with Cosmic Black Pearl  
Metallic roof



Savannah Ivory Metallic  
with Cosmic Black Pearl  
Metallic roof



Atlantis Turquoise Pearl  
Metallic with Cosmic  
Black Pearl Metallic roof



Galactic Grey Metallic  
with Cosmic Black Pearl  
Metallic roof



Bright Red with  
Cosmic Black Pearl  
Metallic roof

# THE SUZUKI SERVICE PROMISE



At Suzuki, we aim to give you the best possible service. Which is why we've created the Suzuki Service Promise.

We promise that every Suzuki customer will experience superior levels of care and leave impressed by the little extras we include as standard:

- Alternative transport options
- Simple and transparent pricing
- Only pre-approved work undertaken
- Suzuki-trained technicians
- Suzuki Genuine Parts
- Progress report during the day
- Wash and vacuum with pre-booked work
- Vehicle health check on every visit
- Accident Aftercare

## WARRANTY

Every Suzuki Vitara comes with a comprehensive three-year or 60,000-mile (UK)/100,000 km (ROI) warranty (whichever comes first) and a 12-year anti-perforation warranty.

## ROADSIDE ASSISTANCE

We're always around if you need roadside assistance. New cars come with Suzuki Assistance cover which includes 24-hour roadside assistance, home start and recovery through Republic of Ireland, UK and Europe. And if the car is older than 12 months, you'll receive a complimentary AA Assistance Lite policy when you bring your car in for a service or MOT to one of our authorised Suzuki dealers.

Terms apply, for more information visit [cars.suzuki.co.uk/new-cars/insurance](https://cars.suzuki.co.uk/new-cars/insurance).



# TREATING YOU RIGHT

We're serious about our cars. And our customers.

With over a century of experience and innovation behind us, we care about keeping the good times and the good cars rolling.

Our philosophy has always been about the joy of driving, so we're dedicated to making cars that offer something for everyone and are, above all, fun to drive. Plus, your Suzuki experience doesn't stop when you buy the car. We'll continue to look after you long after you've driven off the forecourt.

Our Suzuki Service Promise guarantees that every Suzuki customer will receive superior levels of care when their car needs servicing, plus every new Suzuki comes with a 3-year or 60,000 miles (UK) / 100,000km (ROI) warranty, and Free Driveaway Insurance\*. Because when you're with us, we want you feeling looked after.

You've made it this far, so we're pretty sure you're itching to test drive one of our Vitara range models. Good news – it's really easy to set up. Just **find your local Dealer** on our website and book a test drive at your own convenience. But be warned, after five minutes behind the wheel of a Vitara, you might not want to give it back.

# OUR DEALER SERVICE

We put our customers at the heart of what we do. When it comes to customer service our dealers have a proven track record of performing highly in the bi-annual UKCSI rankings. They are always on hand to help you find your perfect Suzuki.

\*UK only. Terms and conditions apply, see [cars.suzuki.co.uk/new-cars/insurance](https://cars.suzuki.co.uk/new-cars/insurance)

# EQUIPMENT




CATEGORY	DESCRIPTION	SZ-T	SZ5
Safety	ALLGRIP 4-mode 4-wheel Drive system		ALLGRIP models only
	ABS with EBD and Brake Assist function	•	•
	ESP® (Electronic Stability Program)*	•	•
	Hill hold control	•	•
	Driver & front passenger airbags	•	•
	Front passenger airbag deactivation system	•	•
	Side airbags (incorporated into front seats)	•	•
	Curtain Airbags	•	•
	Driver knee airbag	•	•
	Front: 3-point ELR seatbelts with pretensioner, force limiter and shoulder height adjuster	•	•
	Rear: 3-point ELR seatbelts with pretensioner and force limiter (side), 3-point ELR seatbelt (centre)	•	•
	ISOFIX child seat anchorages x 2	•	•
	Child seat tether anchorages x 3	•	•
	Childproof rear door locks	•	•
Side impact protection beams	•	•	
Tyre pressure monitoring system	•	•	

CATEGORY	DESCRIPTION	SZ-T	SZ5
Safety	High mounted stop lamp	•	•
	Emergency Stop Signal	•	•
	Dual Sensor Brake Support	•	•
	Lane Departure Warning	•	•
	Lane Departure Prevention	•	•
	Vehicle sway warning	•	•
	Blind Spot Monitor	•	•
	Rear Cross Traffic Alert	•	•
	Hill Descent Control		ALLGRIP models only
	Traffic Sign Recognition	•	•
Emergency flat tyre repair kit	•	•	

CATEGORY	DESCRIPTION	SZ-T	SZ5
Security	Immobiliser	•	•
	Security alarm	•	•
	Remote central door locking	•	•
	Deadlocks	•	•
	Freewheeling key cylinders	•	•
	Locking wheel nuts	•	•
	Visible VIN	•	•

\*ESP® is a registered trademark of Daimler AG.

# EQUIPMENT



CATEGORY	DESCRIPTION	SZ-T	SZ5
<b>Comfort &amp; Convenience</b>	Engine auto stop start system	•	•
	Keyless entry and start	Automatic & AGS models only	•
	Front & rear parking distance sensors		•
	Lights-on and key-in reminder	•	•
	Door ajar warning lamp	•	•
	Engine oil change reminder	•	•
	Front & rear seatbelt reminder	•	•
	Low fuel warning lamp	•	•
	Cruise control with speed limiter	•	•
	Adaptive Cruise Control	•	•
	3-spoke leather covered steering wheel	•	•
	Telescopic adjustable steering wheel	•	•
	Tilt-adjustable steering wheel	•	•
	Gear shift paddles	Automatic & AGS models only	
	Tachometer	•	•
	4.2-inch colour LCD display	•	•
Electric front windows	•	•	

CATEGORY	DESCRIPTION	SZ-T	SZ5
<b>Comfort &amp; Convenience</b>	Electric rear windows	•	•
	Front map light	•	•
	Glovebox light	•	•
	Centre cabin light	•	•
	Front footwell & centre lower console box lights	•	•
	Luggage area lamp	•	•
	Front sun visors with vanity mirrors & ticket holders	•	•
	Front vanity mirrors illumination	•	•
	Passenger's side assist grips	•	•
	Rear assist grips x 2	•	•
	12V accessory socket (luggage area)	•	•
	12V accessory socket (centre lower box)	•	•
	Front centre armrest	•	•
	Foot rest (driver's side)	•	•
	Driver & front passenger seat height adjuster	•	•
	Fabric seat upholstery		
Fabric seat upholstery with white stitches	•		
Suede seat upholstery		•	

# EQUIPMENT

CATEGORY	DESCRIPTION	SZ-T	SZ5
Heating & Visibility	Double sliding panoramic sunroof		•
	Automatic air conditioning	•	•
	Heater	•	•
	Pollen filter	•	•
	LED projector headlamps (low & high beam)	•	•
	Automatic Headlamp levelling	•	•
	Daytime running lights - LED	•	•
	Front fog lamps	•	•
	Rear fog lamps	•	•
	LED rear combination lamps	•	•
	Automatic headlamps	•	•
	Front wiper, 2 speeds (low, high) with adjustable intermittent + washer	•	•
	Rear wiper, 1 speed with intermittent + washer	•	•
	Automatic wiper	•	•
	Rain sensing front wipers	•	•
	Electrically adjustable door mirrors	•	•
Heated door mirrors	•	•	
Electrically folding door mirrors with built-in turn signal lamp		•	
Rear window demister	•	•	



CATEGORY	DESCRIPTION	SZ-T	SZ5
Storage	2 x cup holders (front)	•	•
	2 x front door and 2 x rear door bottle holders	•	•
	Rear seat with 60:40 split folding	•	•
	Luggage area cover	•	•
	Removable double luggage room floor	•	•

CATEGORY	DESCRIPTION	SZ-T	SZ5
Entertainment & Communication	DAB digital radio	•	•
	Bluetooth integrated into audio unit	•	•
	USB connector	•	•
	Navigation system		•
	Smartphone link with Android Auto™ and Apple CarPlay®	•	•
	4 x speakers	•	•
	2 x tweeters		•
	Steering wheel mounted audio controls	•	•

# EQUIPMENT

CATEGORY	DESCRIPTION	SZ-T	SZ5
Styling	17" alloy wheels (painted finish)	•	
	17" alloy wheels (polished finish)		•
	Coloured instrument panel ornament	•	
	Film instrument panel ornament		•
	Silver centre console ornament	•	•
	Chrome dashboard trim rings	•	•
	Shift knob, black with silver accent	•	•
	Chrome hand brake release button	•	•
	Body colour exterior door handles	•	•
	Body colour exterior door mirrors	•	•
	Green tinted windows	•	•
	Fabric door trim insert, front	•	
	Suede door trim insert, front		•
	Silver door trim ornament	•	•
	Chrome interior door handles	•	•
	Rear Privacy Glass	•	•
	Front grille - chrome	•	•
	Chrome lower front bumper trim	•	•
	Wheel arch extensions with side skirts	•	•
	Roof rails	•	•





# TECHNICAL SPECIFICATIONS

	MODEL	1.4 BOOSTERJET MILD HYBRID	1.4 BOOSTERJET MILD HYBRID ALLGRIP	1.5 FULL HYBRID	1.5 FULL HYBRID ALLGRIP		
<b>Engine</b>	Type	K14D BOOSTERJET		K15C			
	Number of cylinders	4		4			
	Number of valves	16		16			
	Piston displacement	cm³	1,373		1,462		
	Maximum output	PS (kW) / rpm	129 (95) / 5,500		115 (85) / 6,000		
	Maximum torque	Nm (lbft) / rpm	235 (173) / 2,000-3,000		138 (101) / 4,400		
	Fuel distribution	Direct injection		Multipoint injection			
	EU emission standard	Euro 6d		Euro 6d			
	<b>Electric Motor</b>	Type	WA06B		MGU		
System		Synchronous motor		Motor generator Unit			
Maximum output		kW / rpm	10 / 3,000		24.6		
Maximum torque		Nm / rpm	53 / 500		60		
<b>Transmission</b>	<b>AVAILABLE GRADES</b>		<b>SZ-T, SZ5</b>		<b>SZ5</b>		
	Type	6-speed manual		6-speed auto		6-speed manual 4x4	
	Gear ratio	1st	3.615	4.044	3.615	3.846	
		2nd	1.955	2.371	1.955	2.238	
		3rd	1.207	1.556	1.207	1.54	
		4th	0.886	1.159	0.886	1.17	
		5th	0.738	0.852	0.738	0.868	
		6th	0.644	0.672	0.644	0.66	
		Reverse	3.481	3.193	3.481	3.769	
Final gear ratio	4.059		3.502		4.059		
		4.059		4.688			

	MODEL	1.4 BOOSTERJET MILD HYBRID	1.4 BOOSTERJET MILD HYBRID ALLGRIP	1.5 FULL HYBRID	1.5 FULL HYBRID ALLGRIP		
<b>Weights &amp; Dimensions</b>	Tyres	215/55 R17		215/55 R17			
	Overall length	mm	4,175		4,175		
	Overall width	mm	1,775		1,775		
	Overall height	mm	1,610		1,610		
	Wheelbase	mm	2,500		2,500		
	Minimum turning circle	m	10.4		10.4		
	Ground clearance	mm	185		175		
	Seating capacity	Persons	5		5		
	Luggage capacity (seatback folded, VDA)	Litres	642		642		
	Luggage capacity (seatback raised, VDA)	Litres	362		289		
	<b>AVAILABLE GRADES</b>		<b>SZ-T, SZ5</b>		<b>SZ5</b>		
	Type	Type	6-speed manual	6-speed auto	6-speed manual 4x4	6-speed AGS	
	Kerb weight inc full options	kg	1,205	1,230	1,275	1,268	
	Gross vehicle weight	kg	1,770	1,710	1,770	1,725	
Max towing weight (braked)	kg	1,500		1,200			
Max towing weight (un-braked)	kg	600		400			
<b>Performance &amp; Economy</b>	Maximum speed	mph / km/h	118 / 190		111 / 180		
	0-62 mph / 0-100 km/h	seconds	9.5		10.2		
	Fuel tank capacity	litres	47		47		
	CO <sub>2</sub> emissions	(WLTP) g/km	121	129	132	121	
	Fuel consumption (WLTP)	Low	mpg (l/100km)	47.3 (6.0)	41.0 (6.9)	43.2 (6.6)	60.3 (4.7)
		Medium	mpg (l/100km)	59.2 (4.8)	53.3 (5.3)	52.8 (5.4)	59.7 (4.8)
		High	mpg (l/100km)	60.7 (4.7)	58.2 (4.9)	55.0 (5.2)	59.2 (4.8)
		Extra High	mpg (l/100km)	46.5 (6.1)	45.4 (6.3)	43.6 (6.5)	44.1 (6.5)
	Combined	mpg (l/100km)	52.7 (5.4)	49.5 (5.7)	48.3 (5.9)	53.0 (5.4)	



For more information  
or to book a test drive, visit:  
[cars.suzuki.ie/vitara](https://cars.suzuki.ie/vitara)

Fuel economy and CO<sub>2</sub> results for the Suzuki Vitara range. Mpg (l/100km) (combined): 48.3 (5.9) to 53.0 (5.4). CO<sub>2</sub> emissions: 132 to 121 g/km. Figures shown are for comparability purposes; only compare fuel consumption and CO<sub>2</sub> figures with other cars tested to the same technical procedures. These figures may not reflect real life driving results, which will depend upon a number of factors including the accessories fitted (post-registration), variations in weather, driving styles and vehicle load. Specifications and equipment vary depending on engine, transmission and model grade. Please contact your local Suzuki Dealer for full details. All details correct at time of broadcast - April 2021. Vehicles shown throughout this brochure are for illustration only and may feature non-UK/ROI equipment. Suzuki GB PLC, Steinbeck Crescent, Snelshall West, Milton Keynes, Bucks MK4 4AE. Suzuki Customer Services 08085 011959 (UK) or 01 619 3671 (ROI). Calls may be recorded or monitored.